



for contacts of insert series:	page
<b>CX 6/36*</b> ..... (40A)	130
<b>CX 12/2*</b> ..... (40A)	131
<b>MIXO</b> ..... (40A)	138-139

\* the underlined polarities indicate those contacts that require the tools shown in this page

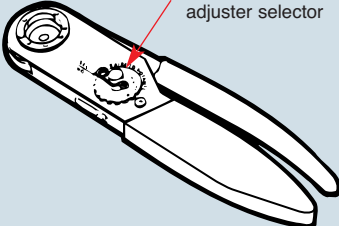

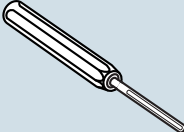
\*\*) On request is possible to supply the pneumatic crimping tool version (part. No. CXPZP D), please contact us for further details.

manual crimping tool \*\*)  
turret heads  
gauge



removal tool



description	part No.	part No.
crimping tool for <b>40A</b> DANIELS M309 model (turret excluded)	<b>CXPZ D</b>	
turret heads (see note) - for <u>male</u> contacts <b>40A</b> - for <u>female</u> contacts <b>40A</b>	<b>CXTP 40 M</b> <b>CXTP 40 F</b>	
"go / no go" control gauge to verify indenter closure (see note)	<b>CXPNP</b>	
removal tool for the extraction of contacts from the inserts - for <b>40A</b> contacts		<b>CXES</b>
<b>Notes:</b>  <b>Positioning turret</b>  - An interchangeable and indispensable accessory of the CXPZ D crimping tool, it precisely positions the contact where crimping is performed. Each series of contacts (male or female) requires its own turret.  <b>"go / no go" control gauge</b>  - A tool used to periodically check that the crimping tool meets standard requirements.	<b>CXPZ D</b>    <b>CXTP 40 M and CXTP 40 F</b>  	<b>CXES</b>  

CXPNP

